

# Air Monitoring Summary Tables

This table summarizes monitoring data collected using DHEC monitors and EPA's Viper wireless remote monitoring system.

**Project Name:** H<sub>2</sub>S in South Carolina



**From:** 12/4/22  
12:00 AM

**To:** 12/4/22  
11:59 PM

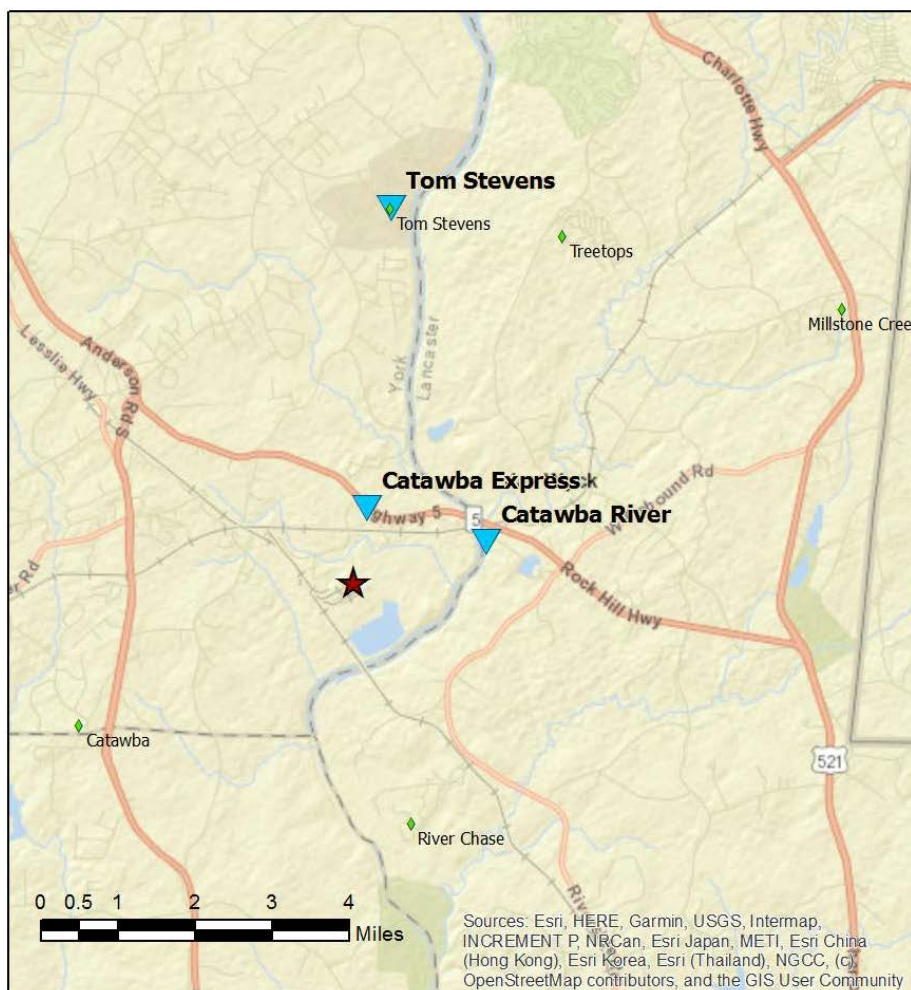
Catawba River							
Instrument	Analyte	ATSDR MRL Exceedance?	Number of Readings	Number of Detections	Concentration Range	Period Average	ATSDR MRL
SPM Flex 3	H <sub>2</sub> S	No	2880	130	0 - 2 ppb	0.06 ppb	70 ppb

Catawba Express							
Instrument	Analyte	ATSDR MRL Exceedance?	Number of Readings	Number of Detections	Concentration Range	Period Average	ATSDR MRL
SPM Flex 2	H <sub>2</sub> S	No	2880	0	0 - 0 ppb	0 ppb	70 ppb

## Notes:

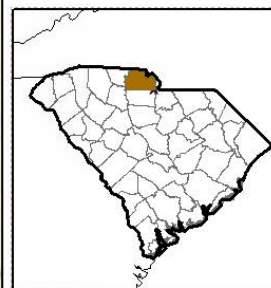
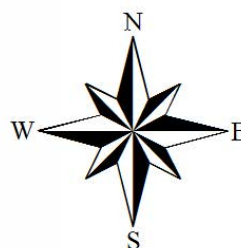
Hydrogen sulfide concentrations presented in this data summary table are converted from parts per million, the instrument readout units, to parts per billion. The SPM FLEX Minimum Detectable Limit (MDL) is 1 ppb of Hydrogen Sulfide.

ATSDR MRL	Agency for Toxic Substances and Disease Registry Minimal Risk Level - Acute Exposure (<14 days)
H <sub>2</sub> S	Hydrogen Sulfide
hr	Hour
ppb	Parts per billion
MRL Exceedance	Defines if the 24-hr TWA exceeded the MRL at any time during the period of this report
SPM	Single Point Monitor
TWA	Time Weighted Average



## Legend

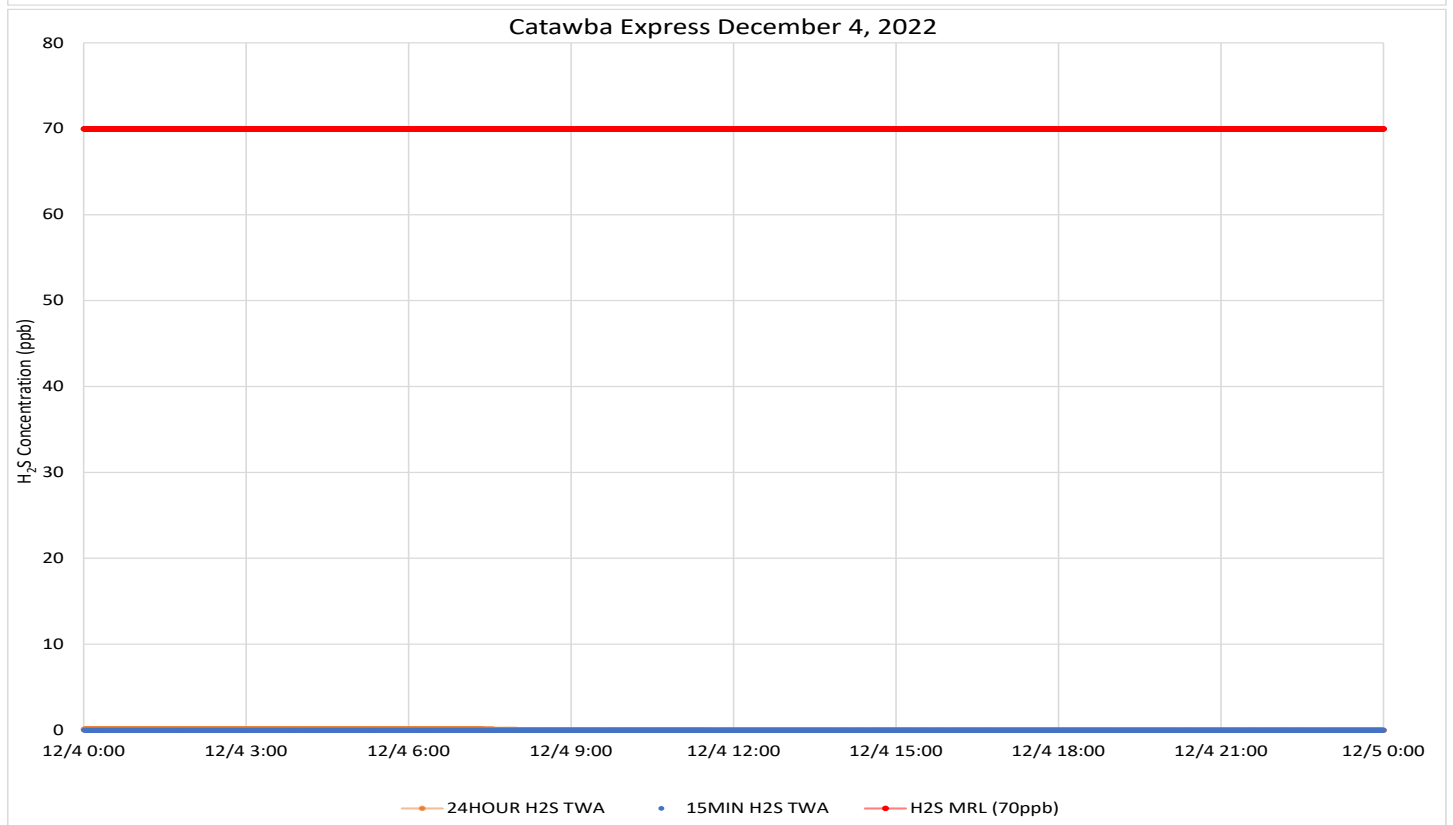
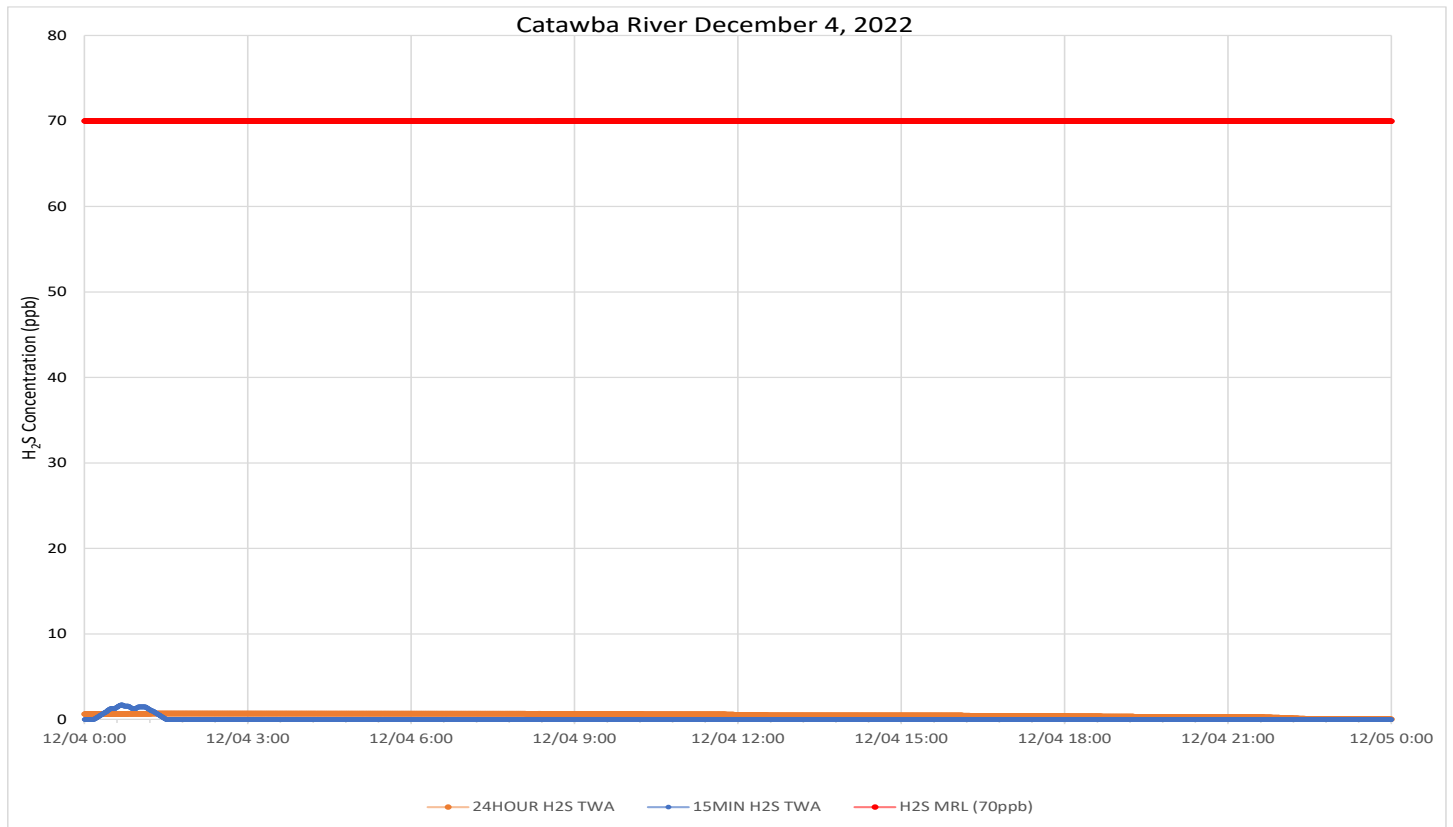
- ★ New Indy Containerboard
- ◆ NI Offsite Monitor
- ▲ DHEC Monitor



# H<sub>2</sub>S in South Carolina

## Hydrogen Sulfide 15-min and 24-hr Time Weighted Average Graphs

Winds were light and variable to calm during the period. Wind shifted to the north northeast very early in the period and, when detected, remained coming from the north northeast to east northeast through the end of the period.



Notes: Time is Eastern Standard Time H<sub>2</sub>S – Hydrogen Sulfide MRL – Minimal Risk Level ppb – Parts per billion